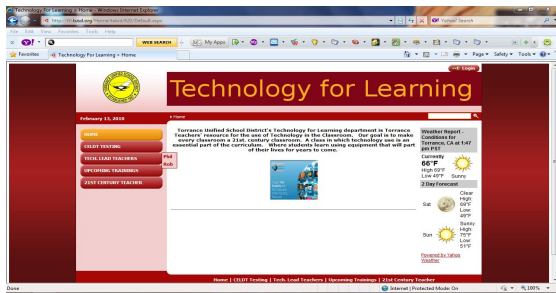


# CELDT testing user registration!

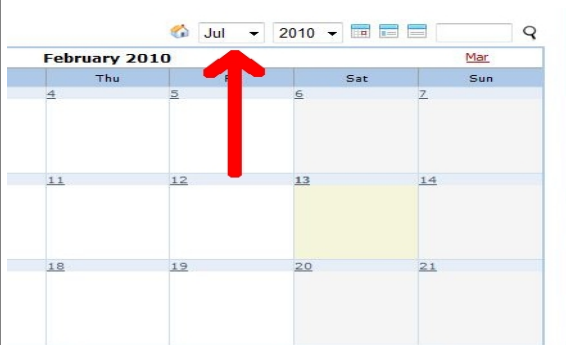
1) Go to <http://tfl.tusd.org>



2) On the left hand side, click on the link that says "CELDT testing" This will bring up the calendar.



3) On the top of the calendar, change the month to July or August. This will show the available days for testing. There are 2 sessions per day. One starting at 8:00 am and another starting at 1:00 pm.



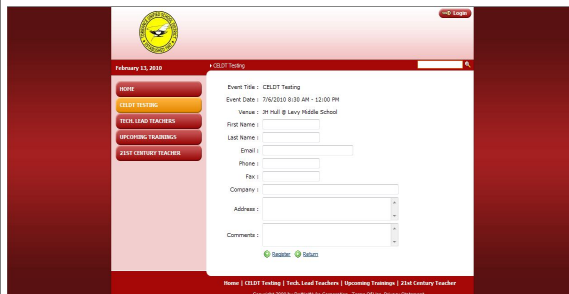
4) Where it says "All Categories" click on the arrow pointing down, and choose the grade level for your student in September of 2010. This will show you the testing times for that grade level.



5) On a day and time that is convenient for you, click on the link that says "CELDT Testing"



6) This will bring up the information box that will tell you the time of the testing, and the location. To register, click on the link that says "Register".



7) Fill in the registration form.

1. Students First Name (Required)
2. Students Last Name (Required)
3. Parents email (Required)
4. Phone Number (Required)
5. Fax (Not Required)
6. Company (Not Required)
7. Students home school (Required)
8. Students grade level in September (Required)
9. Student ID number (Required)
10. Home Address (Required)
11. Comments (Not Required)

8) Click on Register. You should then see a confirmation page. You should also receive an email confirmation at the email address that was provided.

